

# ABSOLUTE BRAKE® – AIR BRAKE PLUNGER SECURING DEVICE LEGAL DISCLOSURE & INSTALLATION INSTRUCTIONS

---

**AB100  
&  
AB100L**




Figure # 1

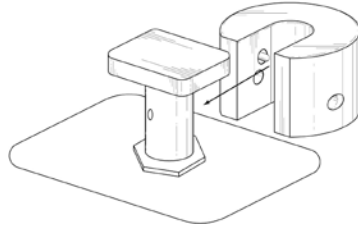


Figure # 2



Figure # 3

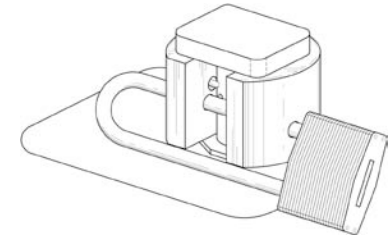


Figure # 4

**INSTALLATION  
INSTRUCTIONS FOR  
HALDEX-MIDLAND  
CONTROLLER  
VALVE**

**Midland Part#  
KN20021  
RKN20021**

Prior to placing the Absolute Brake® AB100(L) into position, the black “Spring Plunger” should be in the upright position on the AB100(L) device (see Figure # 1). Lightly swivel AB100(L) back and forth in between the base of the Haldex-Midland Air Brake Controller Valve and the Plunger Knob/Button, until it locks into place (See Figure # 2). Once in position the AB100(L) should be a snug fit and the operator should not be able to engage the parking brake (see Figure # 3). There are flared entry holes on both sides of AB 100(L) for the optional Master Lock® to easily slide all the way through the device and, once completely through the holes, it can be easily locked (see Figure # 4). We hope you enjoy the Safety, Security & Peace of Mind this product provides you!

**AB200  
&  
AB200L**



Figure # 1

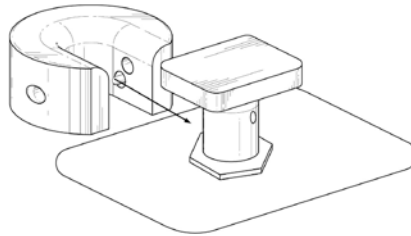


Figure # 2



Figure # 3

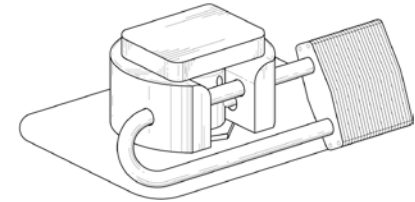


Figure # 4

**INSTALLATION  
INSTRUCTIONS FOR  
BENDIX PUSH/PULL  
CONTROLLER VALVE**

**Bendix Part#  
276567**

Prior to placing the Absolute Brake® AB200(L) into position, the black “Spring Plunger” should be in the downward position with the beveled edge facing up on the AB200(L) device (see Figure # 1). Lightly swivel AB200(L) back and forth in between the base of the Bendix Air Brake Controller Valve and the Plunger Knob/Button, until it locks into place (See Figure # 2). Once in position the AB200(L) should be a snug fit and the operator should not be able to engage the parking brake (see Figure # 3). There are flared entry holes on both sides of AB200(L) for the optional Master Lock® to easily slide all the way through the device and once completely through the holes, it can be easily locked (see Figure # 4). We hope you enjoy the Safety, Security & Peace of Mind this product provides you!